

Serie F.1200



MOTORIZED BALL VALVE

F.1200



Motorized valves are electro-mechanical shut-off valves used in the automatic control fluids.

The F.1200 is motorized ball valve, 2-way / 3-way with actuator's movement at 90°.

Silence and easy mounting on ball valve.

YES: for water up to 120°C

NO: for gas and steam

Application fields



CONDITIONING



HEATING



WATER

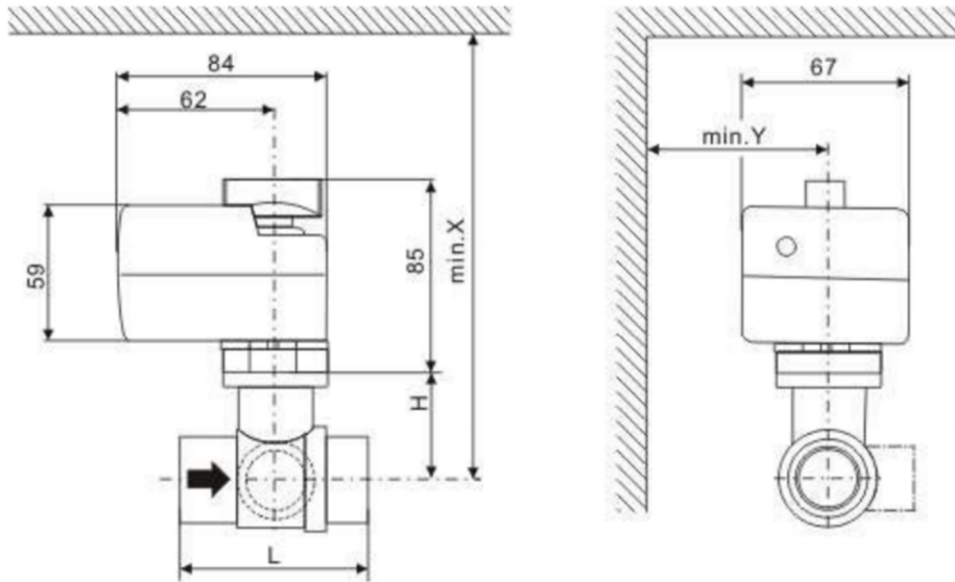


INDUSTRY

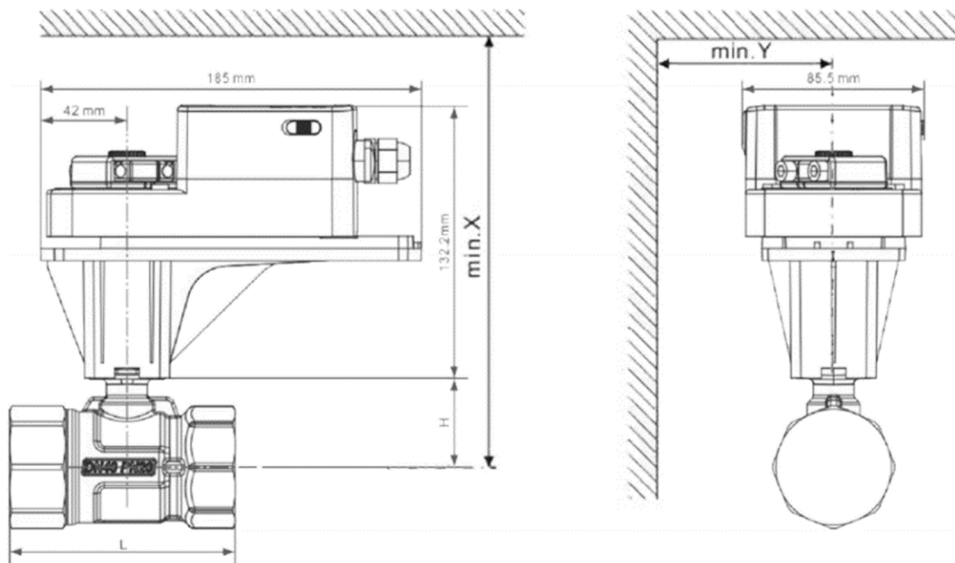


www.bkvvana.com

DN15~DN25



DN32~DN50



Materials

	Component	Material
1	Body	Forged Brass
2	Plug and Stem	Stainless steel
3	Actuator	PC Cover

Dimensions (mm)

DN	15	20	25	32	40	50
L	60	68	89	102	113	128
H	30	34	38	43.5	48	53
X	190	190	193	208	275	280
Y	75	75	75	86	86	86

KVs

	4.0	6.3	10	16	25	40
--	-----	-----	----	----	----	----

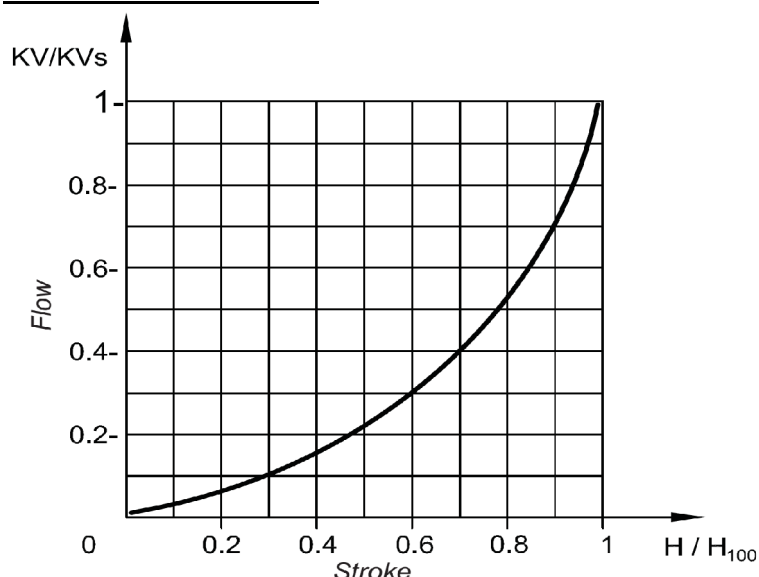
Certificates



Standards

Connection standard : EN10226 GB/T 7306.1-2000
 Tests : TS EN 12266-1
 Nominal Pressure: PN20
 Temperature: - 5 ~ 120°C

FLOW CHARACTERISTICS:



STORING

- Keep the valve in a dry place, protect from damage and dirt.
- Handle with care, avoid hitting, avoid knocks, especially on the weaker parts.
- Use suitable, sturdy packing for transport.

RECOMMENDATIONS

Before carrying out maintenance or dismantling the valve: ensure that the pipes, valves and fluids have cooled down, that the pressure has decreased and that the lines and pipes have been drained in case of toxic, corrosive, inflammable and caustic liquids. Temperatures above 50°C and below 0°C might cause damage to people.

INSTALLATION

- Do not lift the valve by the actuator.
- Handle with care
- Before installing, check that:
 - the piping is clean,
 - the valve is clean and undamaged,
 - the thread are clean and undamaged.
- Ensure that the electrical data of the valve's actuator corresponds to the electrical data of the supply.
- Do not use with fluids which are petroleum based or containing mineral oil, hydrocarbons, or solvents. Do not use with abrasive fluids.
- Suitable for antifreeze solutions (with minimum 50% water dilution diethylene glycol, ethylene glycol, and propylene glycol).
- Use piping of the same nominal size of the valve.
- The valve must be installed with flow direction same as the arrow on the valve body.

Actuator

Specification

Enclosure	IP54
Power	Single phase 24V AC (Option: 230V AC)
Working range	-10 ~ +50°C
Torque	DN15~DN25: 2 Nm ; DN32~DN50: 10 Nm
Running time	DN15~DN25: 40-50 sec ; DN32~DN50: 95-105 sec
Power	2W
Movement	Rotate 90°
Function	On/Off, Floating (Option: proportional)
Signal (Proportional)	0(2)-10V / 0(4)-20mA